

PREMIUM
RTACABINETS
READY TO ASSEMBLE

Cabinets Layout & Measurment Form

www.PremiumRTACabinets.ca

info@PremiumRTACabinets.ca

Cabinets Layout & Measurement Form

Customer Information

Date: _____

Name: _____ Company: _____

Address: _____


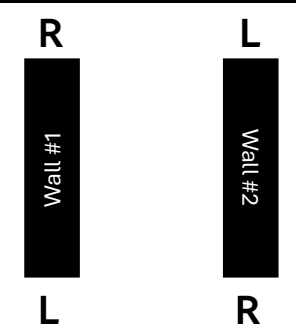
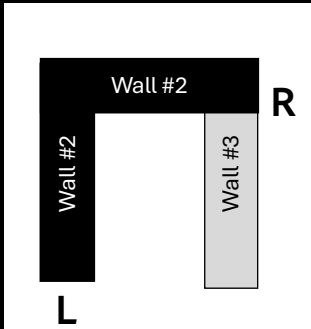
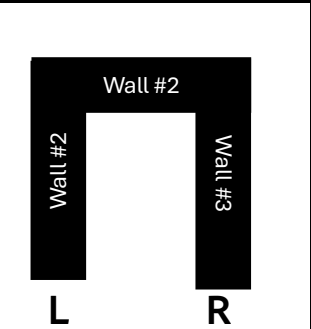
City : _____ Province/State: _____

Postal/Zip Code: _____ Phone Number: _____

Emai: _____

Cabinets Layout & Measurement Form

Cabinet Layout

Straight	Galley	L-Shape	U-Shape
			
<input type="checkbox"/>	<input type="checkbox"/>	<input type="checkbox"/>	<input type="checkbox"/>

	Left Slide	Right Slide
Wall #1	Open <input type="checkbox"/> Wall <input type="checkbox"/>	Open <input type="checkbox"/> Wall <input type="checkbox"/>

	Left Slide	Right Slide
Wall #1	Open <input type="checkbox"/> Wall <input type="checkbox"/>	Open <input type="checkbox"/> Wall <input type="checkbox"/>
Wall #2	Open <input type="checkbox"/> Wall <input type="checkbox"/>	Open <input type="checkbox"/> Wall <input type="checkbox"/>

	Left Slide	Right Slide
Wall #1	Open <input type="checkbox"/> Wall <input type="checkbox"/>	Open <input type="checkbox"/> Wall <input type="checkbox"/>
Wall #2	Open <input type="checkbox"/> Wall <input type="checkbox"/>	Open <input type="checkbox"/> Wall <input type="checkbox"/>

	Left Slide	Right Slide
Wall #1	Open <input type="checkbox"/> Wall <input type="checkbox"/>	Open <input type="checkbox"/> Wall <input type="checkbox"/>
Wall #3	Open <input type="checkbox"/> Wall <input type="checkbox"/>	Open <input type="checkbox"/> Wall <input type="checkbox"/>

Cabinets Layout & Measurement Form

Wall Measurements

Wall # 1	
Wall # 2	
Wall # 3	
Wall # 4	
Floor to Ceiling	

Bulkhead(s)

	Length	Height	Depth
Wall # 1			
Wall # 2			
Wall # 3			
Wall # 4			

Cabinets all the way to the ceiling : Yes No

Crown Moulding : Yes No

Windows

	Width (Including Trim)	Height (Including Trim)	wall	Distance from Left Side of Wall
Window # 1				
Window # 2				
Window # 3				
Window # 4				

Cabinets Layout & Measurement Form

Doors & Openings

	Width (Including Trim)	Height (Including Trim)	wall	Distance from Left Side of Wall
Door # 1				
Door # 2				
Other				
Other				

Measurements of Appliances

Refrigerator	W_____	H_____	D_____
Stove	W_____	H_____	D_____
Dishwasher	W_____	H_____	D_____
Microwave	W_____	H_____	D_____
Range	W_____	H_____	D_____
Range Hood	W_____	H_____	D_____
Sink	W_____	H_____	D_____
Other	W_____	H_____	D_____
Other	W_____	H_____	D_____

